


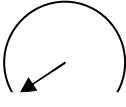
# liquidGAUGE hidden functions

**BHP**




↑ Range select, 200/300/400/500  
→ Calculation method MAF or Torque  
↓ No Action

**Coolant /Air Temp**




↑ No Action  
→ No Action  
↓ Units select, degC or degF

**Torque**



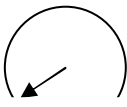
↑ Range select, 200/300/400/500  
→ No Action  
↓ Units select, ftlb or Nm

**Lambda**




↑ No Action  
→ No Action  
↓ Units select, Lambda or AFR

**Boost**




↑ No Action  
→ No Action  
↓ Units select, psi or mbar

**Exhaust Temp**



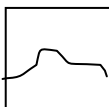
↑ Alarm trigger temp up  
→ Alarm on/off  
↓ Alarm trigger temp down

**BHP**




↑ Add torque line on/off  
→ Halt/Restart display  
↓ No Action

**Exhaust Temp**



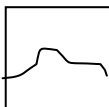
↑ No Action  
→ No Action  
↓ Select CAT temp on/off for Graph Gauge and Multigauge

**Actual Boost**




↑ Add CMD boost line on/off  
→ Halt/Restart display  
↓ No Action

**Speed RPM**



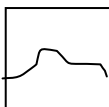
↑ Select SPEED or RPM  
→ No Action  
↓ Units select, mph or km/h

**Cmd Boost**



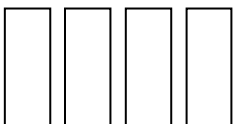
↑ Add Actual boost line on/off  
→ Halt/Restart display  
↓ No Action

**Misfire**



↑ No Action  
→ No Action  
↓ Select cylinder bank 1,2,3,4 or 5,6,7,8 for Missfire and Timing Correction displays

**Multigauge**



↑ Air Cool N75 Boost  
→ No Action  
↓ Air Cool Exhaust Oil